

# Indian Health Service **IVP Fellowship Program**

## Informational Webinar



# Academic Advisor Team

## UNCHealthySolutions

*enhancing public health capacity and strategy*



Carolyn Crump, PhD



Robert Letourneau, MPH



James Emery, MPH



# Session Objectives

1. Describe the IHS IVP Fellowship Program and how to apply
2. Describe 3 Fellowship project types
3. Use a template to develop a Project Idea

***Materials: 2025-2026 IVP Fellowship Program Summary, Handout W1, Worksheet W1***



# IVP FELLOWSHIP PROGRAM



# Overview

- Provides practical knowledge and skills for IVP practitioners working in AI/AN communities
- Builds on learning obtained in IVP Courses 1, 2, 3 and prior experiences
- Requires planning and implementing a project



# Fellowship Content

- Searching published IVP literature
- Planning and managing IVP project
- Promoting community/coalition involvement
- Identifying and using effective IVP strategies
- Planning for program evaluation
- Collecting and analyzing data
- Developing and giving a presentation



# Pre-Requisites

2 years of public  
health experience

**OR**

1 year of IVP  
experience

**AND**

Completion of revised IHS IVP Courses 1, 2, 3  
– Revised 2021-2023



# Commitment

- Requires 5 to 8 hours per week of work related to course sessions and your project
  - Distance-learning sessions and assignments
  - Three in-person sessions (each lasting 3-5 days)
  - Project tasks
  - Fellowship deliverables



# Fellowship Schedule and Content

- Timeline: January 2025 to June 2026
- Project phases
  1. Planning (prior to first in-person session)
  2. Implementation
  3. Results
  4. Deliverables
- Attend
  - Distance-based sessions (synchronous and asynchronous)
  - In-person sessions (CDC, Field, Symposium)
- Complete
  - Project tasks
  - Draft sections of project report
  - Final project report and presentation
- Participate in progress check meetings



# 1. Planning (*Jan-June 2025*)

- Distance A sessions
  - Course introduction and overview
  - Literature review
  - Project development and approvals
  - Planning project activities and implementation



# 1. Planning (*Jan-June 2025*) (*cont.*)

- In-Person 1 session (at CDC in Atlanta, GA)
  - Fellows introduce projects to CDC staff
  - Plan for data collection
  - Begin developing data collection instruments



## 2. Implementation *(July-Oct/Nov 2025)*

- Distance B sessions
  - Data management
  - Writing a Methods section
  - Overview of types of analysis (Quantitative, Qualitative)
- In-Person 2 session (Field Course)
  - Receive overview of IVP activities and culture
  - Participate in IVP activity, event, or observation
  - Complete a service project for the hosting Area's IPP
  - Promote IHS IP Training Program
  - Network with Fellows about their projects



# 3. Results *(Nov 2025-Jan 2026)*

- Distance C sessions
  - Planning for analysis
  - Basic statistical tests



## 4. Deliverables *(Feb-June 2026)*

- Distance D sessions
  - Reporting results
- In-Person 3 session (Fellowship Symposium)



# Continuing Education Opportunity

## (OPTIONAL)

- Fellows can participate in a continuing education opportunity
  - Choose between two options

### Less-intensive option

- Attend a conference
  - During or after the Fellowship (complete by Dec 31, 2026)

### More-intensive option

- Enroll in a university course
  - After the Fellowship (complete by Dec 31, 2026)



# Fellowship Support Roles

- Support the project
  - Academic Advisor team
  - Mentors
  - IHS Area (or District) IP Specialists
- Support onsite educational experiences
  - CDC staff with IVP expertise
  - Field Course Hosts
- Program leadership and training system
  - IHS HQ
  - EHSC



# Application Process

- By November 8, 2024
  - View this webinar
  - Develop draft *Project Idea* (described later in this webinar)
    - Seek feedback from Mentor (make edits as needed)
  - Upload *Project Idea* to Academic Advisors
  - Schedule and conduct Zoom consultation with Academic Advisors and Mentor
  - Revise *Project Idea*
- By December 11, 2024
  - Submit online application (available October 7, 2024)
    - Must include revised *Project Idea*



# Application Summary

- A. Name and contact information
- B. Education and work experience
- C. IVP experience and training
- D. Injury or violence problem of interest to you
- E. Your ability to participate and travel away from job/household
- F. Upload your *Project Idea* document
- G. Letters of Support
  - Mentor; Area/District IPP Specialist/Point of Contact; your Supervisor
- H. Documentation showing completion of IHS IVP Courses 1, 2, 3

**Applications DUE: Wednesday, Dec. 11, 2024 @ 1:00pm EST**

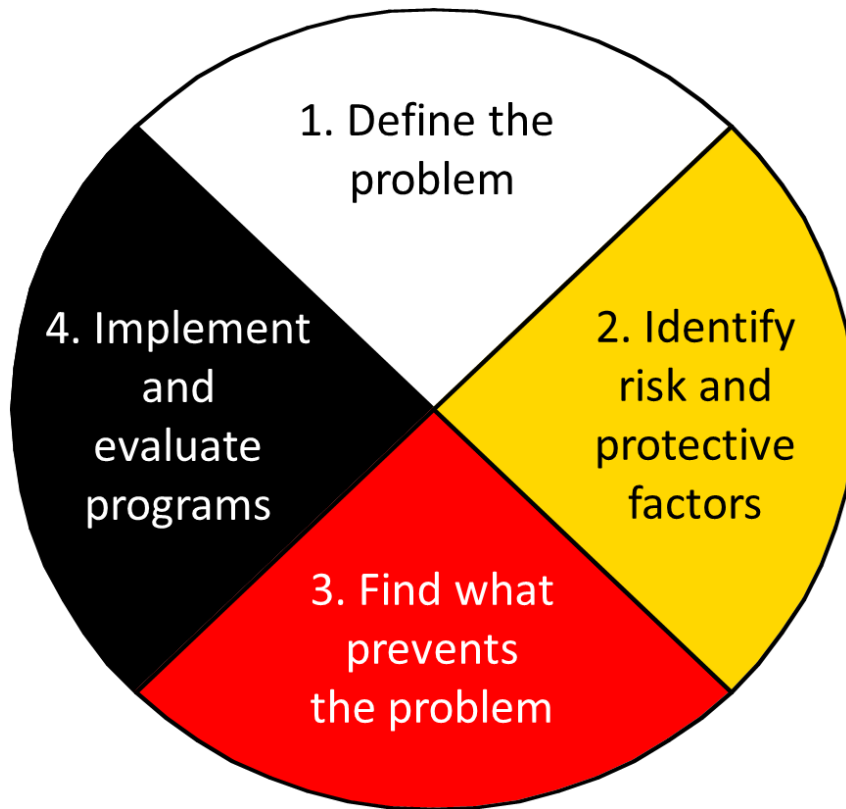
**Results Announced: Dec. 20, 2024**



# IDENTIFYING A PROJECT

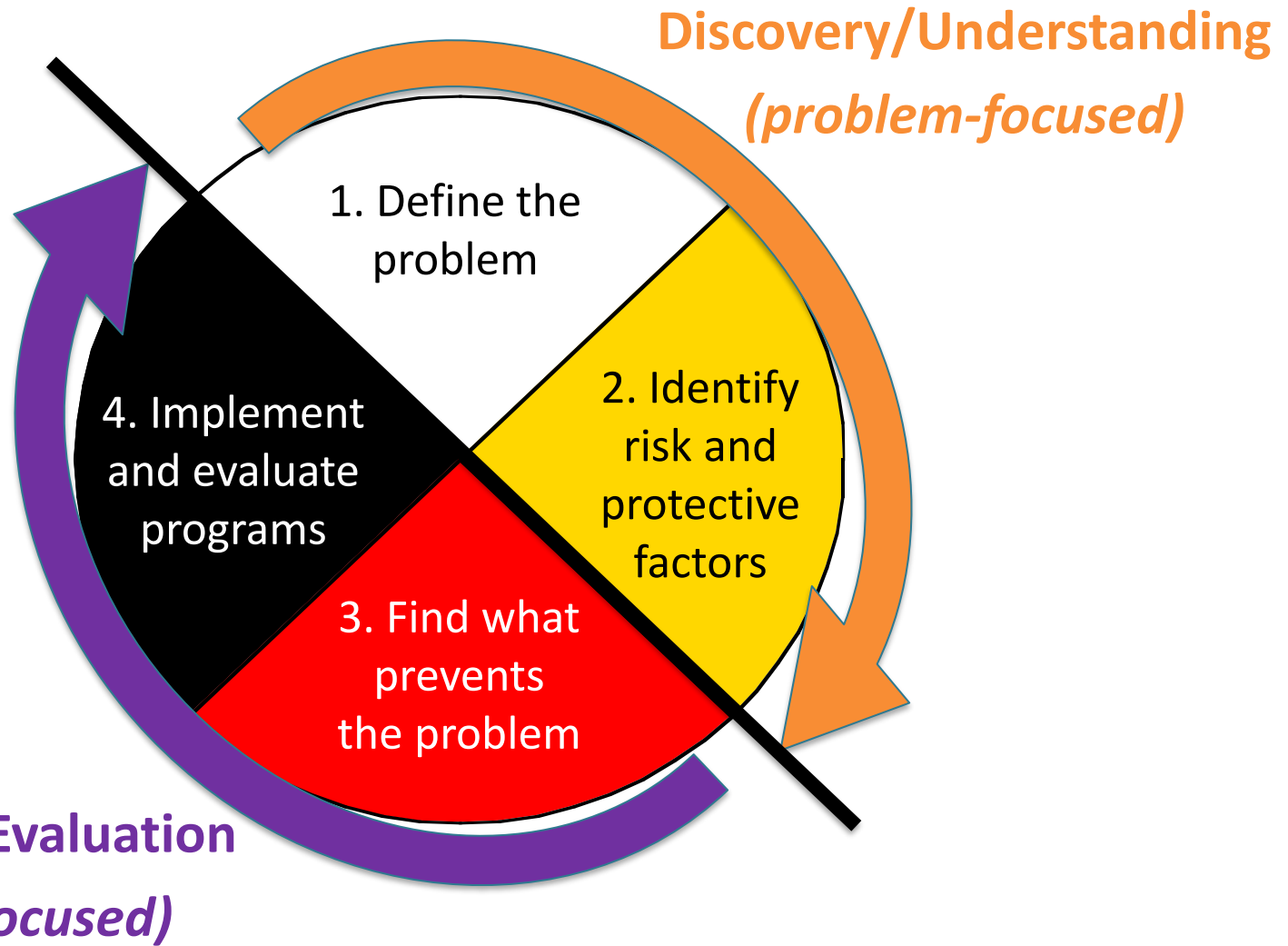


# Projects Align with Public Health Approach

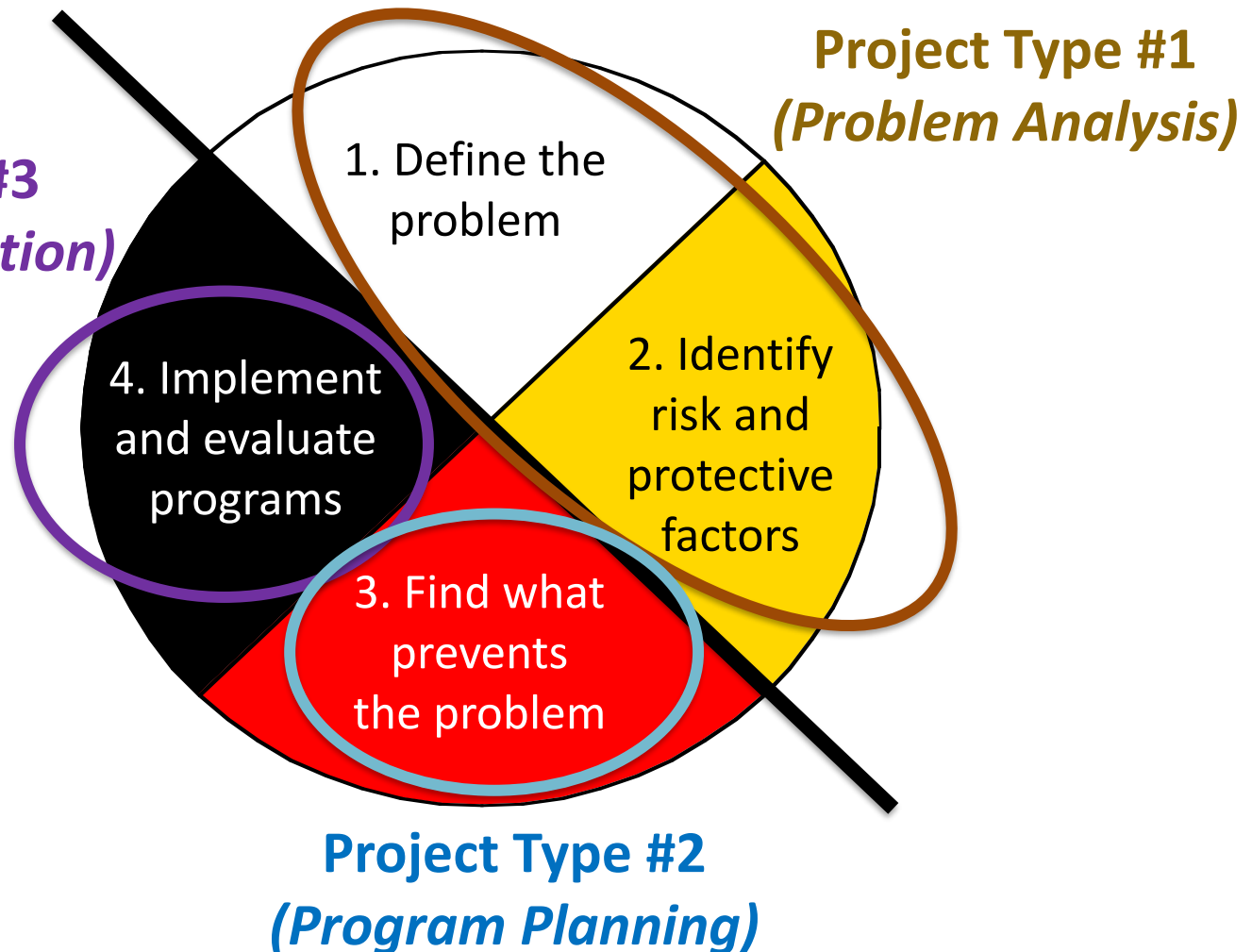


- Identify what the Project will accomplish (purpose)
  - Can be one step
  - Can be multiple steps

# Project Purpose



# 3 Types of Projects

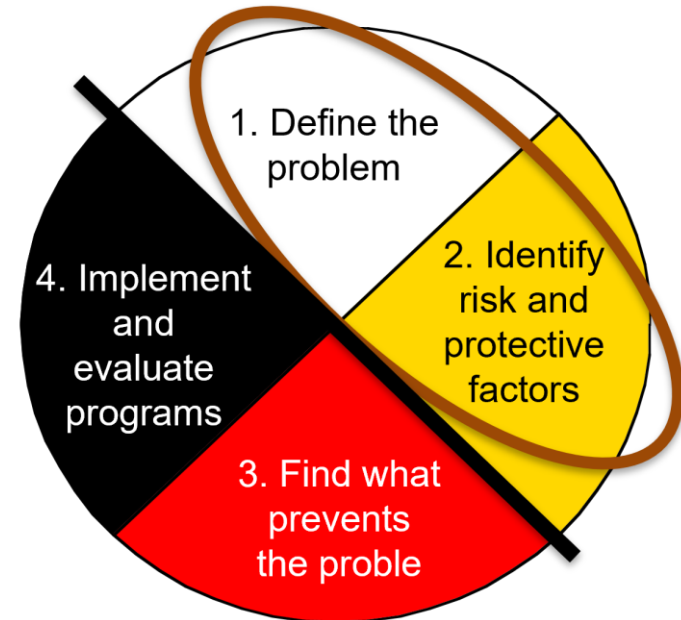


# Project Type #1: *Problem Analysis*

- Analyze an I/V problem

## Example:

- Quantify elder falls in Tribe
  - Incidence during past year
  - 5-year incidence trend
- Identify risk factors for falling among the elderly
  - Assess balance/strength among Tribe's elderly
  - Conduct home assessments

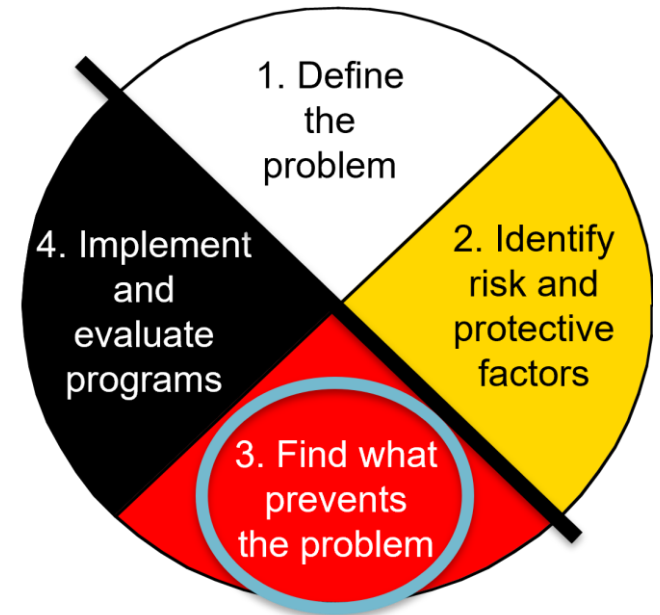


# Project Type #2: *Program Planning*

- Plan, pilot, and process evaluate an EBI in a new location or population

## Example:

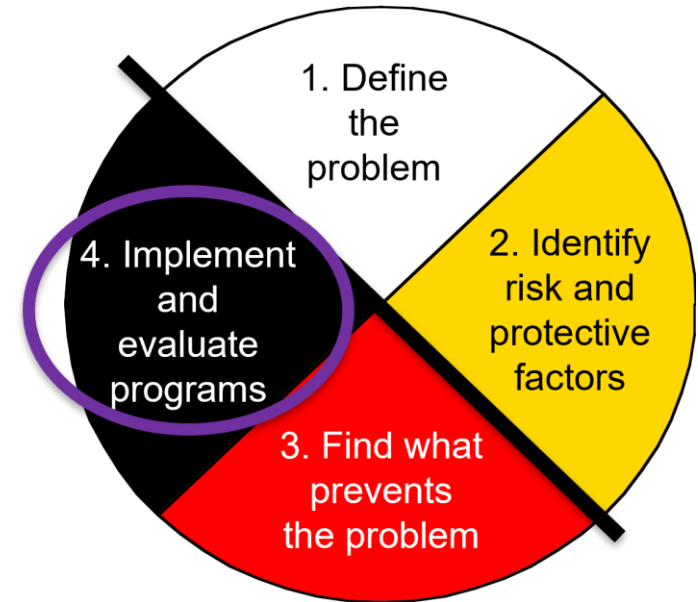
- Identify a program curriculum
  - Generally should include instructor and participant materials
- Develop a Tribal program plan and pilot-test the curriculum
  - Generally should include budget, recommended locations, promotional flyers, and evaluation assessment tools
- Process evaluate the pilot



# Project Type #3: *Program Evaluation*

Two possibilities:

1. Evaluate a program the Fellow implemented
  - Process and Outcome
2. Evaluate a program that others implemented
  - Process and Outcome

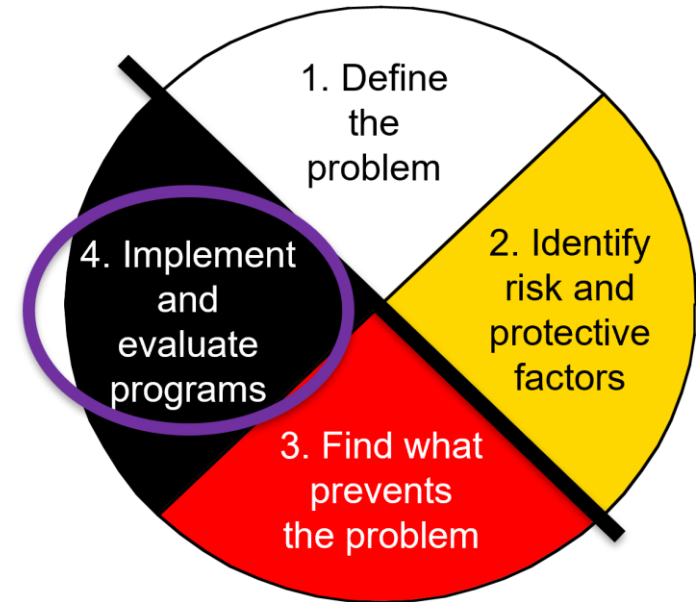


# Project Type #3: *Program Evaluation*

## (Example 1)

### Examples:

1. Implement a new Tai Chi program and evaluate it
  - Train instructors and observe random sample of classes
  - Survey the students
    - Satisfaction with classes
    - Tai Chi practice outside of class
  - Compare Pre/Post strength and balance in two groups:
    - Elderly who took Tai Chi
    - Elderly who did not take Tai Chi



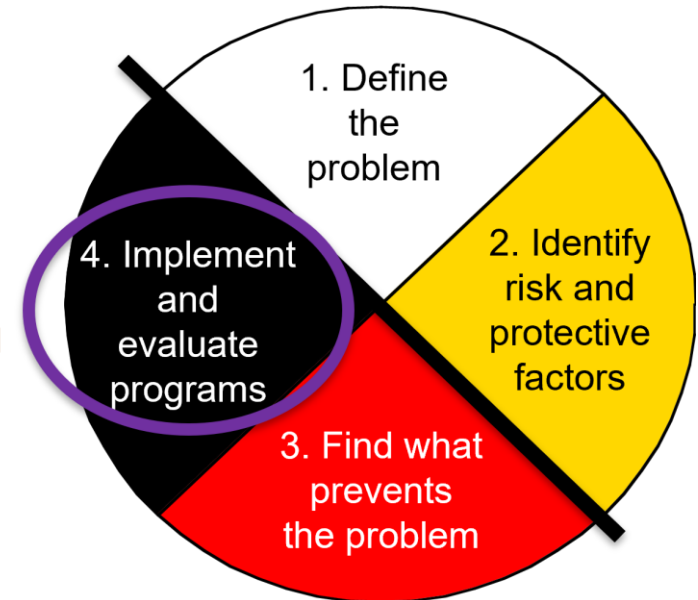
This will require sufficient sample size

# Project Type #3: *Program Evaluation*

## (Example 2)

### Examples:

2. Evaluate the impact of a home assessment program
  - Review assessment forms
  - Interview staff to understand assessment process in detail
  - Compare fall incidence in two groups:
    - Elderly in assessed homes
    - Elderly in non-assessed homes



# Developing a Project Idea

- Worksheet W1
  - Let's tour the Project Idea template
    - 3 parts



# Worksheet W1 – Part 1

- Why is project needed?
  - Answer each question

**1. Why is Your Project Needed?** *Answer these questions to describe the need for your project.*

Question	Answer
a. What IVP need or I/V topic(s) do you want to focus on?	
b. What drew your attention to the need or topic(s)?	
c. What do you already know about the scope or scale of the problem (e.g., how big a problem is it – can you list any evidence or data)?	
d. What population or community do you want to focus on?	
e. What geographic area do you want to focus on?	
f. Who are some of the key stakeholders interested in the problem (e.g., Tribal leaders, local government officials, health officials, community members, IHS staff)?	



# Worksheet W1 – Part 2

- Project Type/Questions

- Yellow highlight to select your Project Type

2. **Identify Project Type:** *Yellow highlight only one Project Type (#1, #2 or #3) that best matches what you believe your project will do.*

- **Project Type #1 – Problem Analysis** (Select either Option A or B, and yellow highlight it):  
Option A: Identify and analyze one I/V problem, including the risk/protective factors that influence the problem; or Option B: Analyze and compare multiple I/V problems.
- **Project Type #2 – Program Planning:** Identify an EBI to prevent/reduce the problem; plan how to implement the program; pilot-test the program; and/or conduct a process evaluation to help improve implementation.
- **Project Type #3 – Program Evaluation:** Evaluate a program you will implement OR evaluate a program implemented by others (currently or in the past). Use both process and outcome evaluation methods.



# Worksheet W1 – Part 3

- Project Methods and Activities
  - Answer the questions for only your Project Type

**3. What Will You Do to Conduct Your Project?** *For only the Project Type you selected in item #2, read the description of what the project might accomplish, and then answer the questions in the table to explain how you might conduct the project.*



# Worksheet W1 – Part 3

## *(Example is Project Type #1)*

### **Project Type #1 – Problem Analysis**

(Select either Option A or B, and yellow highlight it): Option A: Identify and analyze one I/V problem, including the risk/protective factors that influence the problem; or Option B: Analyze and compare multiple I/V problems.

#### **Description of what the project might accomplish:**

- i. *(OPTION A - focusing on one I/V topic):*
  - A. Summarize the scope and urgency of the I/V problem in the community
  - B. Identify population groups and geographic areas most at risk
  - C. Estimate the prevalence of key risk and protective factors
- ii. *(OPTION B - focusing on multiple I/V topics):*
  - A. Summarize the scope and urgency of multiple I/V problems in the community
  - B. Identify population groups and geographic areas most at risk

Questions about the Potential Project	Your Ideas
a. What is currently being done to prevent/reduce the problem, and what stakeholders are involved?	•
b. What secondary data might you use to examine: the size of the problem; how it is distributed across subgroups; and the prevalence of key risk/protective factors?	•
c. How easy will it be for you to get the secondary data?	•
d. What local, primary data might you need to collect?	•

# Worksheet W1 – Part 3

## *(Example is Project Type #2)*

### **Project Type #2 – Program Planning**

Identify an evidence-based intervention (EBI) to prevent/reduce the problem; plan how to implement the program; pilot-test the program; and/or conduct a process evaluation to help improve implementation.

#### **Description of what the project might accomplish:**

- i. Select an effective and feasible EBI to prevent/reduce the problem
- ii. Plan and pilot-test how to implement the EBI in the community
- iii. Establish collaborative partnerships to implement the EBI

Questions about the Potential Project	Your Ideas
a. <u>Planning and adaptation</u> <ol style="list-style-type: none"> <li>i. What (if any) program already exists and can you use it?</li> <li>ii. If a program already exists, does it need tailoring or cultural adaptation for your community (and if so, in what way)?</li> <li>iii. If no program already exists, how will you develop a program?</li> </ol>	•
b. <u>Pilot-test</u> <ol style="list-style-type: none"> <li>i. With what population or group might you pilot-test the program?</li> <li>ii. What will you or others need to do to implement the program?</li> <li>iii. How long might the pilot last?</li> </ol>	•
c. <u>Process evaluation</u> <ol style="list-style-type: none"> <li>i. What could you document about the pilot-test (e.g., participation, satisfaction, knowledge)?</li> </ol>	•



# Worksheet W1 – Part 3

## *(Example is Project Type #3)*

### **Project Type #3 – Program Evaluation**

Evaluate a program you or someone else is currently implementing or has implemented in the past. Use both process and outcome measures.

#### **Description of what the project might accomplish:**

- i. Describe how the EBI was implemented and/or adapted in the community
- ii. Summarize the EBI outcomes in the community

Questions about the Potential Project	Your Ideas
a. Briefly describe the program or intervention you want to evaluate.	•
b. With whom will you share the evaluation results?	•
c. For the Process Evaluation – how might you document the pilot or implementation process?	•
d. For the Outcome Evaluation – what short-term outcomes could you measure?	•



# Project Idea

- Handout W1
  - Review 3 project ideas



# Pre-Application Next Steps

- Draft your *Project Idea*
  - Use template provided in Worksheet W1
- Obtain feedback from your Mentor (and/or your IHS Area IPP Specialist if Mentor not yet identified)
- Use link below to:
  - Provide contact information for you and your mentor
  - Upload your *Project Idea* by November 3, 2024
  - Schedule a required consultation before November 8, 2024 to discuss your *Project Idea* with:
    - Academic Advisor Team
    - Mentor (or Area IPP Specialist/Point of Contact)
  - [https://unc.az1.qualtrics.com/jfe/form/SV\\_OfF0nakumE0AY0m](https://unc.az1.qualtrics.com/jfe/form/SV_OfF0nakumE0AY0m)
- Revise your *Project Idea*
  - Based on consultation feedback



# Summary of Application Process

- Beginning October 7, 2024
  - Access the online application
- By November 3, 2024
  - Upload your *Project Idea*
- By November 8, 2024
  - Get feedback from Academic Advisors about *Project Idea*
- By December 11, 2024
  - Complete and submit your application by 1:00 pm EST
    - Including all required documents (e.g., final *Project Idea*, letters of support, proof of IHS IP Courses 1, 2, 3)
- By December 20, 2024
  - Acceptance decisions will be announced



# Thank You

- If you have any questions, please contact:  
**Robert J. Letourneau, MPH**  
[Robert\\_Letourneau@unc.edu](mailto:Robert_Letourneau@unc.edu)

